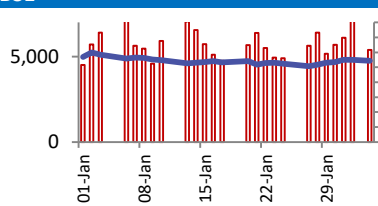
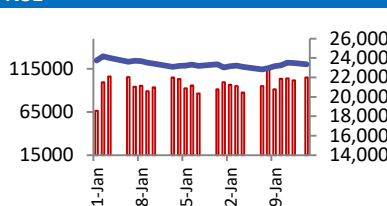


**BSE**



Open	77064
High	77260
Low	76756
Close	77187
Change	-319
Volume (Lacs)	4676
Turnover (Rs.inCr)	5384

**NSE**



Open	23319
High	23382
Low	23222
Close	23361
Change	-121
Volume(Lacs)	31497
Turnover(Rs.in Cr)	104886

World Markets	Current	Previous	Pt. Chg	Var(%)
Dow	44422	44545	(123)	-0.3%
Dow Futures	44632	44565	67	0.2%
Nasdaq	19392	19627	(235)	-1.2%
FTSE	8584	8674	(90)	-1.0%
Nikkei	39136	38520	616	1.6%
Hang Seng	20759	20217	542	2.7%
Gift Nifty	23536	23523	14	0.1%
Straits Singapore	3833	3826	6	0.2%
South Korea	2495	2454	41	1.7%
Taiwan	22862	22695	167	0.7%
Shanghai	3251	3251	Closed	Closed

Commodity Prices	Current	Previous	Pt. Chg	Var(%)
Copper (\$/MT)	9099	9048	51	0.6%
Alumin (\$/MT)	2623	2594	29	1.1%
Zinc (\$/MT)	2799	2742	57	2.1%
Brent Crude (\$/bbl)	75	76	(1)	-0.7%
Gold (\$/Ounce)	2817	2815	2	0.1%
Silver (\$/Ounce)	32	32	(0)	-0.1%
Light Crude (\$/bbl)	72	73	(1)	-1.2%
N G (\$/mmbtu)	3	3	(0)	-0.2%
Sugar (\$/MT)	503	502	1	0.2%
Rubber (Rs./kg)	193	193	(1)	-0.3%
Baltic Dry Index	738	735	3	0.4%

Currency Exchange Rate	Current	Previous	Var(%)
Rs./ \$ rate	87.19	86.62	0.66%
Rs./ Euro	89.19	89.96	-0.85%
Rs./Chinese Yuan	11.89	11.91	-0.10%
Yen / \$ rate	155.23	154.73	0.32%
\$ US/Euro	1.03	1.03	-0.26%

Dollar Index	Current	Previous	Var(%)
Dollar Index	108.69	108.99	-0.28%

Support/ Resistance Levels for Today		
	Nifty	Bank Nifty Fut
Support 1	23300	49270
Support 2	23240	49000
Resistance	23440	49740

Securities in Ban For Trade
NIL

**Market Review**

**US:** Wall Street equities closed lower overnight, but partly recovered from initial steeper losses following Trump's decision of pausing the planned tariffs on goods from Canada, just hours after a reprieve was also announced on expected levies against Mexico.

**Asia:** Asian markets rose on the day after U.S. President Donald Trump paused tariffs on Canada and Mexico for a month, though levies on China are due to take effect at 10:31 a.m. IST.

**India:** Benchmark equity indices ended lower on Tuesday following weak global markets due to concerns about US President Donald Trump's tariff implementation on trading partners. **Market is expected to open on a gap up note and likely to witness range bound move during the day.**

**Global economy:** President Donald Trump is set to pause tariffs on Canada for 30 days on following a call with Canadian Prime Minister Justin Trudeau in which the two leaders struck a deal to reinforce the U.S.-Canada border and implement measures to stem the flow of illegal drugs in the United States. Mexico struck a similar concession with Trump earlier Monday, also averting a 25% tariff that was set for Tuesday.

The beleaguered manufacturing industry in the euro zone exhibited signs of stabilization at the start of the year. Despite rising costs and the looming threat of U.S. tariffs, firms in the region have grown more optimistic about their future outlook. The final euro zone manufacturing Purchasing Managers' Index for January, compiled by S&P Global, rose to 46.6.

**Commodities:** Oil prices declined in Asian trading on Tuesday, retreating from the previous session's surge, after U.S. President Donald Trump announced a one-month delay on newly imposed tariffs on imports from Canada and Mexico.

Gold prices on Tuesday hovered near a record high scaled in the prior session, as investors fretted that U.S. President Donald Trump's tariffs on Canada, China, and Mexico will fuel inflation and hinder economic growth.

**Currency:** The Canadian dollar, Mexican peso and euro were steady against the U.S. dollar on Tuesday following a wild ride on Monday when they rebounded sharply from multi-year lows after U.S. President Donald Trump suspended tariffs on Canada and Mexico by a month.

**FII Derivative Transactions (Rs. Cr)**

Contracts	Purchase		Sell		Net	Open Interest (OI)		OI (Previous day)		Change	
	Contract	Value	Contract	Value	Value	Contract	Value	Contract	Value	Contract	Value
Index Future	18950	3067	28815	4735	(1668)	232933	38022	230102	37710	2831	312
Index Option	5120837	887661	5249519	909320	(21659)	2824966	481593	2624415	450883	200551	30710
Stock Future	497118	30302	536209	31814	(1512)	5661969	350308	5677260	354227	(15291)	(3919)
Stock Option	1046243	68008	1093826	70306	(2298)	801922	47619	649023	39063	152899	8556
<b>Total</b>	<b>6683148</b>	<b>989038</b>	<b>6908369</b>	<b>1016175</b>	<b>(27137)</b>	<b>9521790</b>	<b>917542</b>	<b>9180800</b>	<b>881883</b>	<b>340990</b>	<b>35659</b>

FII All Activity-BBG (Rs Cr)	Buy	Sell	Net
27-Jan-25	10440	14955	(4514)
28-Jan-25	13195	16136	(2941)
29-Jan-25	8230	10026	(1796)
30-Jan-25	15114	16868	(1754)
31-Jan-25	18093	18094	(1)
<b>Month to date- Jan</b>	<b>269623</b>	<b>342300</b>	<b>(72677)</b>

FII (Prov.) (Rs Cr)	Buy	Sell	Net
29-Jan-25	7644	10231	(2586)
30-Jan-25	10514	15097	(4583)
31-Jan-25	14000	15189	(1189)
1-Feb-25	988	2315	(1327)
3-Feb-25	12506	16464	(3958)
<b>Month to date-Feb</b>	<b>13494</b>	<b>18779</b>	<b>(5285)</b>

DII (Prov.) (Rs. Cr)	Buy	Sell	Net
29-Jan-25	12871	11079	1793
30-Jan-25	13934	11768	2166
31-Jan-25	13550	11317	2232
1-Feb-25	13364	12540	824
3-Feb-25	19319	16611	2708
<b>Month to date-Feb</b>	<b>32683</b>	<b>29151</b>	<b>3533</b>

FII Debt - BBG (Rs. Cr)	Buy	Sell	Net
27-Jan-25	4163	1510	2653
28-Jan-25	5478	1697	3781
29-Jan-25	2050	1544	506
30-Jan-25	1679	624	1054
31-Jan-25	12328	2730	9598
<b>Month to date- Jan</b>	<b>58753</b>	<b>44060</b>	<b>14693</b>

Market Breadth	BSE		NSE	
	No.	%	No.	%
Advance	1139	27%	734	25%
Decline	2877	69%	2084	72%
Unchanged	168	4%	61	2%

Market Turnover	03-Feb	01-Feb	Var (%)
BSE Cash	5384	7183	-25%
NSE Cash	104886	101790	3%
NSE Futures	134350	156371	-14%
NSE Options	10378589	13931550	-26%
<b>Total (Rs.Cr)</b>	<b>10623209</b>	<b>14196893</b>	<b>-25%</b>

Volatility Index	03-Feb	01-Feb
Volatility Index	14.35	14.10

Index PE - TTM	03-Feb	Yr. High	Yr. Low
Sensex	22.0	25.7	21.5
Nifty	21.2	24.4	20.8

**Corporate News**

**Cipla to infuse ZAR 900 mn in Cipla Medpro South Africa Proprietary Limited**

Cipla will invest approx. ZAR 900 mn in equity share capital of Cipla Medpro South Africa Proprietary Limited, a wholly-owned subsidiary of the Company in South Africa. CMSA, is a wholly owned subsidiary of Cipla, and is the holding company for the group operations in South Africa. The group is involved in the manufacturing, marketing, and supply of pharmaceutical products. (BS)

**Motherson announces incorporation of JV Co. with Hamakyorex**

Samvardhana Motherson International announced the incorporation of the joint venture company between SMRC Automotive Holdings Netherlands B.V., a wholly owned subsidiary of the Company (51%) and Hamakyorex Co., Japan (49%) in the name of SMGCL Co. (BS)

**Godrej Properties acquires Pearlshine Home Developers**

Godrej Properties has acquired 100% equity shares of Pearlshine Home Developers from its existing shareholders. PHDPL has become the wholly-owned subsidiary of the Company. (BS)

**Economy**

**Buoyed by new orders, factory activity hits 6-month high in January**

India's manufacturing activity hit a six-month high in Jan, driven by strong domestic and international demand. New orders saw the fastest growth since July and international sales reached a 14-year peak, leading to significant job creation. Price pressures eased slightly; business confidence remained high. (ET)

**Nabard approves 127 projects worth Rs 903.21 cr in Himachal**

The Himachal Pradesh government has received Nabard's approval for 127 projects worth Rs 903.21 cr, focusing on MLA-priority schemes and rural infrastructure. Initiatives include a dairy plant and electric bus charging stations. (ET)

**International**

**Salesforce cutting 1,000 roles amid AI push**

Salesforce Inc is cutting about 1,000 roles as its new fiscal year begins, although the firm is still hiring more sales personnel for its artificial intelligence products. Over 1,000 roles will be affected, although displaced workers will be able to apply for other internal positions. (Invst)

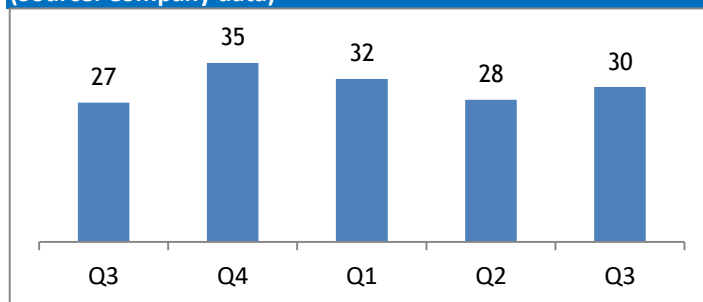
Top 5 Nifty Gainers	03-Feb	01-Feb	Var(%)
BAJFINANCE	8426	8000	5.3%
M&M	3173	3077	3.1%
WIPRO	314	305	2.9%
SHRIRAMFIN	546	532	2.7%
BAJAJFINSV	1795	1754	2.3%
Top 5 Nifty Losers	03-Feb	01-Feb	Var(%)
LT	3289	3448	-4.6%
ONGC	249	258	-3.3%
TATACONSUM	1036	1070	-3.1%
COALINDIA	374	385	-2.9%
BEL	274	282	-2.7%

BSE Index Watch	Last	1 day	1 wk	1 mth	1 yr
SENSEX	77187	-0.4%	1.7%	-2.6%	7.1%
MIDCAP	42502	-0.9%	2.9%	-9.4%	9.2%
SMLCAP	49212	-1.8%	3.6%	-12.3%	7.3%
AUTO	52357	-0.1%	4.6%	-3.3%	18.1%
BANKEKX	55847	-0.7%	0.6%	-3.6%	7.4%
Capital Goods	59899	-4.3%	-2.0%	-12.2%	6.8%
FMCG	20816	-1.6%	3.6%	-1.4%	4.6%
Health Care	41897	0.1%	4.1%	-7.6%	24.0%
IT	41623	0.4%	1.6%	-4.7%	9.4%
METAL	27584	-2.0%	0.2%	-5.6%	1.1%
Oil & Gas	24364	-2.5%	-0.1%	-9.2%	-9.8%
Power	6170	-3.3%	-0.8%	-12.3%	-4.7%
Realty	7383	-0.4%	10.5%	-9.7%	9.3%

NSE USD Futures	03-Feb	01-Feb	Var (%)
Feb Expiry (Rs./\$)	84.77	84.91	-0.2%
Mar Expiry (Rs./\$)	84.86	84.77	0.1%
Total Turnover (Rs. Crore)	2466	5054	-51%

Sectors	TTM PE
Auto	31.86
Auto Ancillary	41.71
Banking	13.24
Engineering	46.03
Cement	83.15
Diamonds & Jewellery	50.65
Housing Finance	24.62
Infrastructure & Const	32.67
Metals-Aluminium	28.04
Metal – Steel	16.22
Oil Expl.	12.27
Pharma	9.58
Power – Gen. Supp.	39.84
Information Tech.	27.22
Sugar	21.58
Telecom Serv. Prov.	61.29
Tyres	26.14

### UltraTech Cem: Quarterly Sales Volume (Source: Company data)



10 year G-Sec Yield	Current	Previous	Change
US	4.57%	4.56%	1 bps
Japan	1.27%	1.25%	2 bps
India	6.67%	6.70%	(3) bps
UK	4.49%	4.54%	(5) bps
Libor 3 Mths	4.85%	4.85%	(0) bps

Indian Eco Data	Current	Previous	Var(%)
Forex Reserve (US\$ in bn)	630	630	0.0%
Inflation - WPI	1.89%	2.36%	(47) bps
Inflation - CPI	5.22%	5.48%	(73) bps

India GDP	Q2FY25	Q1FY25	Var(%)
Growth	5.36%	6.65%	(129) bps

Monetary Policy	Current	Previous	Change
Repo Rate	6.50%	6.50%	0 bps
Reverse Repo Rate	3.35%	3.35%	0 bps
CRR	4.00%	4.50%	(50) bps
O/S Banking System Liquidity (Rs bn)	-1121	-1123	1.3

IIP Growth %	Nov-24	Nov-23	Apr-Feb
IIP	5.2	2.5	4.4
Capital Goods	9.0	-1.1	4.5
Mining	5.8	1.3	4.1
Manufacturing	4.4	5.8	6.0
Electricity	1.9	7.0	3.6

ADR Price Movement

Company	Price (US\$)	Volume	Previous Day Price	Volume	Variance (%)	No. of Share Per ADR	ADR Price (Rs.)	BSE Price	Variance (%)
Infosys Tech	21.99	10983105	21.95	9751813	0.18%	1	1917.36	1863.30	2.9%
Wipro	3.68	6239845	3.67	6066285	0.27%	1	320.87	313.60	2.3%
Dr.Reddy's	13.61	1744721	13.82	2193621	-1.52%	1	1186.69	1203.85	-1.4%
ICICI Bank	28.81	2601333	28.67	3464402	0.49%	2	1256.01	1253.00	0.2%
HDFC Bank	59.87	1871269	60.64	2024976	-1.27%	3	1740.07	1678.00	3.7%

GDR's (US\$)

	Prices	Prev. Close	Change	Var %
L&T	37.50	40.90	(3.4)	-8.3%
RIL	57.50	58.70	(1.2)	-2.0%
SBI	87.10	88.80	(1.7)	-1.9%

US Economy Data	Current	Previous
Inflation (%) (YoY)	2.90%	2.70%
Unemployment (%)	4.10%	4.20%

Interest Rate (%)	Current	Previous
Fed Rate	4.50%	4.50%

US GDP	Q3CY24	Q2CY24
Growth (QoQ Annualized)	2.30%	3.10%

China Economy Data	Current	Previous
GDP	5.40%	4.60%
Inflation – CPI (%)	0.10%	0.20%

Economic Calendar

Economic Calendar	Date
Indian GDP Data	28 Feb
Indian Inflation Data CPI	12 Feb
Indian Inflation Data WPI	14 Feb
Indian Monetary Policy	07 Feb
India's Industrial Production (IIP)	12 Feb
US Inflation Data	12 Feb
US GDP	27 Feb
US Unemployment Data	07 Feb
US Fed Rate	19 Mar
China GDP	16 Apr
China Inflation Data	09 Feb

Event Update

Name	Date	Purpose
Aarti Drugs Ltd.	04/02/25	Rs.1.00 per share(10%)Interim Dividend
Aurionpro Solutions Ltd.	04/02/25	Rs.1.00 per share(10%)Interim Dividend
Emami Ltd.	04/02/25	Rs.4.00 per share(400%)Second Interim Dividend
KPIT Technologies Ltd.	04/02/25	Rs.2.50 per share(25%)Interim Dividend
LT Foods Ltd.	04/02/25	Rs.0.50 per share(50%)Interim Dividend
Orient Electric Ltd.	04/02/25	Rs.0.75 per share(75%)Interim Dividend
Redtape Ltd.	04/02/25	Bonus issue
SRF Ltd.	04/02/25	Rs.3.60 per share(36%)Second Interim Dividend
Sundaram Finance Holdings Ltd.	04/02/25	Dividend
GTV Engineering Ltd.	05/02/25	Rs.0.50 per share(5%)Interim Dividend
Indian Metals & Ferro Alloys Ltd.	05/02/25	Rs.5.00 per share(50%)Second Interim Dividend
Manba Finance Ltd.	05/02/25	Rs.0.25 per share(2.5%)Second Interim Dividend
MAS Financial Services Ltd.	05/02/25	Rs.1.00 per share(10%)Interim Dividend
Shree Cement Ltd.	05/02/25	Rs.50.00 per share(500%)Interim Dividend
SMC Global Securities Ltd.	05/02/25	Interim Dividend
Sona BLW Precision Forgings Ltd.	05/02/25	Rs.1.60 per share(16%)Interim Dividend
Thinkink Picturez Ltd.	05/02/25	Bonus issue
India Motor Parts & Accessories Ltd.	06/02/25	Rs.10.00 per share(100%)Interim Dividend
IRB Infrastructure Developers Ltd.	06/02/25	Third Interim Dividend
KSolves India Ltd.	06/02/25	Stock Split from Rs.10/- to Rs.5/-
Minolta Finance Ltd.	06/02/25	Stock Split from Rs.10/- to Re.1/-
Sharda Cropchem Ltd.	06/02/25	Rs.3.00 per share(30%)Interim Dividend
Shashijit Infraprojects Ltd.	06/02/25	E.G.M.
Sun Pharmaceutical Industries Ltd.	06/02/25	Interim Dividend
AGI Infra Ltd.	07/02/25	Stock Split from Rs. 10/- to Rs.5/-
Clean Science And Technology Ltd.	07/02/25	Rs.2.00 per share(200%)Interim Dividend
Computer Age Management Services Ltd.	07/02/25	Rs.17.50 per share(175%)Interim Dividend

**Bulk Deal As On 03/02/25**

BSE					
Security Code	Security Name	Client Name	Deal	Quantity	Price
543439	BRANDBUCKT	PRATIKSHA SANTOSH SHENKAR	S	430000	9.22
543439	BRANDBUCKT	SUMIT AGARWAL	B	174000	9.22
531099	CHECKPOINT	AARTI SATYAPAL KHERA	S	50000	9.55
531099	CHECKPOINT	ANOOP KUMAR HARBANS KUMAR MATHUR	S	122500	9.46
531099	CHECKPOINT	ANOOP KUMAR MATHUR (HUF)	S	79000	9.46
531099	CHECKPOINT	NOVA GLOBAL OPPORTUNITIES FUND PCC - TOUCHSTONE	B	293713	9.48
531099	CHECKPOINT	SUDHIR KAMATH	S	44085	9.46
530733	ENCODE	ALPESHBHAI RASIKLAL SHAH	S	18100	17.32
504397	GANHOLD	KANTA DEVI SAMDARIA	S	3160	158.45
504397	GANHOLD	MULTIPLIER SHARE & STOCK ADVISORS PRIVATE LIMITED	B	3000	158.45
504397	GANHOLD	SETU SECURITIES PVT. LTD.	B	3000	158.45
539224	HCKKVENTURE	VIVEK KUMAR BHAUKA	B	21482	149.45
544349	HMEML	SPREAD X SECURITIES PRIVATE LIMITED	S	65600	75.65
544349	HMEML	SPREAD X SECURITIES PRIVATE LIMITED	B	73600	75.16
541983	INNOVATIVE	ANWAR MOHAMMED SHAIKH	B	100000	32.97
523062	JJFINCOR	CHAUBARA EATS PRIVATE LIMITED	S	17519	68.78
502250	LERTHAI	BAO VALUE FUND	S	36100	600
502250	LERTHAI	XIAO PROJECT PTY LTD	B	36100	600
543613	MAFIA	CHEREKANDYJIBI	S	24000	16.85
530805	OIVL	DEALMONEY COMMODITIES PRIVATE LIMITED	B	500000	10.65
530805	OIVL	SAUMIL ARVINDBHAI BHAVNAGARI	S	500000	10.65
531512	ORIENTTR	CHAUBARA EATS PRIVATE LIMITED	S	157475	33.87
531512	ORIENTTR	CHAUBARA EATS PRIVATE LIMITED	B	36783	33.29
531512	ORIENTTR	YAKSHIT FINANCE LIMITED	B	203000	33.88
531280	PANKAJPO	ALAUKIK MINES AND POWER P L	S	100000	15.36
531280	PANKAJPO	PIYUSH SECURITIES PVT LTD	B	100000	15.36
531769	PFLINFOTC	RUCHIRA GOYAL	B	41624	6.8
512591	PULSRIN	ALNASIR ABDUL AZIZ GILANI	B	550000	18.25
512591	PULSRIN	AMITKUMAR DINESHBHAI PANCHAL	S	730000	16.8
512591	PULSRIN	ANEES ALNASIR GILANI	B	750000	17.81
512591	PULSRIN	ANISA ALNASIR GILANI	B	400000	18.46
512591	PULSRIN	DHANANJAY CHOUBEY	S	282843	19.37
512591	PULSRIN	DHANANJAY CHOUBEY	B	565521	19.21
512591	PULSRIN	JIGNASHA RATHAVA	B	658682	16.7
512591	PULSRIN	MANISHKUMAR RAMANLAL RAMJIYANI	S	400000	16.7
512591	PULSRIN	SEIFER RICHARD MASCARENHAS	B	595200	16.8
512591	PULSRIN	SOHAM FINCARE INDIA LLP	S	387803	18.23
512591	PULSRIN	SOHAM FINCARE INDIA LLP	B	387803	18.1
512591	PULSRIN	ZEENAT AL NASIR GILANI	B	700000	17.33
540159	PURPLE	ASHOKKUMAR SABURBHAI CHAVDA	S	124921	3.91
540159	PURPLE	DEEPAK GARG	B	75000	3.91
511116	QUADRANT	IDBI TRUSTESHIP SERVICES LTD	S	3816191	0.55
544340	RIKHAV	SANDEEP SINGH	B	200000	108.25
543897	SANCODE	FUTUREWALE IT CONSULTING LLP	B	37500	58.35
511493	SHRYDUS	ALL TRADE CONSULTANTS PRIVATE LIMITED	S	362700	9
511493	SHRYDUS	SOMANI VENTURES AND INNOVATIONS LIMITED	B	362700	9
521005	TITANIN	SUNKESULA SOFTWARE LLP	S	218865	21.69
542803	VEL	ASHOKBHAI MADHUBHAI KORAT	S	200000	11.5
542803	VEL	KIRTIKUMAR RANGI	B	73001	11.5
531015	VENMAX	DEEPIKAJINDAL	B	26276	29.1
531015	VENMAX	GREEN PEAKS ENTERPRISES LLP	S	59000	29.1

531015	VENMAX	RIGHT TIME CONSULTANCY SERVICE PRIVATE LIMITED	S	35000	30.28
531015	VENMAX	SUDHANSHU KANDA	B	50000	30.28
506122	VOLKAI	ALPESHBHAI RASIKLAL SHAH	S	2050	260.25
506122	VOLKAI	MANSI SHARE & STOCK ADVISORS PRIVATE LIMITED	B	5000	260.24

NSE

Security Code	Security Name	Client Name	Deal	Quantity	Price
BLBLIMITED	BLB Limited	BRIJ RATTAN BAGRI	BUY	450000	20.22
IPSL	Integrated Perso Ser Ltd	MANISH UPENDRA SHANGHVI	SELL	36500	397.33
ORTEL	Ortel Communications Ltd	VANIJ TRADING LLP	SELL	208870	1.81
UNILEX	Unilex Colours and Chem L	NEXT ORBIT GROWTH FUND III	SELL	80000	78.25
UNILEX	Unilex Colours and Chem L	SUNRISE WEALTH ADVISORS LLP	BUY	80000	78.25

**Disclosure:**

Research Reports that are published by Nirmal Bang Securities Private Limited (hereinafter referred to as "NBSPL") are for private circulation only. NBSPL is a registered Research Analyst under SEBI (Research Analyst) Regulations, 2014 having Registration no. INH000001766. NBSPL is also a registered Stock Broker with National Stock Exchange of India Limited, BSE Limited, Metropolitan Stock Exchange of India Limited, Multi Commodity Exchange of India Limited and , National Commodity and Derivative Exchange Limited in Capital Market , Equity and Commodities derivatives segments and Currency Derivatives Segment .

NBSPL has other business divisions with independent research teams separated by Chinese walls, and therefore may, at times, have different or contrary views on stocks and markets.

NBSPL or its associates have not been debarred / suspended by SEBI or any other regulatory authority for accessing / dealing in securities Market since last 20 years. NBSPL, its associates or analyst or his relatives do not hold any financial interest (Except Investment) in the subject company. NBSPL or its associates or Analyst do not have any conflict or material conflict of interest at the time of publication of the research report with the subject company. NBSPL or its associates or Analyst or his relatives may or may not hold beneficial ownership of 1% or more in the subject company at the end of the month immediately preceding the date of publication of this research report.

NBSPL or its associates / analyst has not received any compensation / managed or co-managed public offering of securities of the company covered by Analyst during the past twelve months. NBSPL or its associates have not received any compensation or other benefits from the company covered by Analyst or third party in connection with the research report. Analyst has not served as an officer, director or employee of Subject Company. NBSPL / analyst has not been engaged in market making activity of the subject company.

**Analyst Certification:** The research analysts and authors of these reports, hereby certify that the views expressed in this research report accurately reflects my/our personal views about the subject securities, issuers, products, sectors or industries. It is also certified that no part of the compensation of the analyst(s) was, is, or will be directly or indirectly related to the inclusion of specific recommendations or views in this research. The analyst(s) principally responsible for the preparation of this research report and has taken reasonable care to achieve and maintain independence and objectivity in making any recommendations.

**Disclaimer:**

The Research Report is for the personal information of the authorized recipient and does not construe to be any investment, legal or taxation advice. NBSPL is not soliciting any action based upon it. Nothing in the research report shall be construed as a solicitation to buy or sell any security or product, or to engage in or refrain from engaging in any such transaction. In preparing the research report, we did not take into account the investment objectives, financial situation and particular needs of the reader.

The research report has been prepared for the general use of the clients of NBSPL and must not be copied, either in whole or in part, or distributed or redistributed to any other person in any form. If you are not the intended recipient you must not use or disclose the information in the research report in any way. Though disseminated to all the customers simultaneously, not all customers may receive the research report at the same time. NBSPL will not treat recipients as customers by virtue of their receiving the research report. The research report is not directed or intended for distribution to or use by any person or entity resident in a state, country or any jurisdiction, where such distribution, publication, availability or use would be contrary to law, regulation or which would subject NBSPL & its group companies to registration or licensing requirements within such jurisdictions.

The report is based on the information obtained from sources believed to be reliable, but we do not make any representation or warranty that it is accurate, complete or up-to-date and it should not be relied upon as such. We accept no obligation to correct or update the information or opinions in it. NBSPL or any of its affiliates or employees shall not be in any way responsible for any loss or damage that may arise to any person from any inadvertent error in the information contained in the research report. NBSPL or any of its affiliates or employees do not provide, at any time, any express or implied warranty of any kind, regarding any matter pertaining to this report, including without limitation the implied warranties of merchantability, fitness for a particular purpose, and non-infringement. The recipients of the research report should rely on their own investigations.

This information is subject to change without any prior notice. NBSPL reserves its absolute discretion and right to make or refrain from making modifications and alterations to this statement from time to time. Nevertheless, NBSPL is committed to providing independent and transparent recommendations to its clients, and would be happy to provide information in response to specific client queries.

Before making an investment decision on the basis of research report, the reader needs to consider, with or without the assistance of an adviser, whether the advice is appropriate in light of their particular investment needs, objectives and financial circumstances. There are risks involved in securities trading. The price of securities can and does fluctuate, and an individual security may even become valueless. International investors are reminded of the additional risks inherent in international investments, such as currency fluctuations and international stock market or economic conditions, which may adversely affect the value of the investment. Opinions expressed are subject to change without any notice. Neither the company nor the director or the employees of NBSPL accept any liability whatsoever for any direct, indirect, consequential or other loss arising from any use of the research report and/or further communication in relation to the research report. Here it may be noted that neither NBSPL, nor its directors, employees, agents or representatives shall be liable for any damages whether direct or indirect, incidental, special or consequential including lost revenue or lost profit that may arise from or in connection with the use of the information contained in the research report.

Copyright of this document vests exclusively with NBSPL.

Our reports are also available on our website

Registration granted by SEBI and certification from NISM in no way guarantee performance of NBSPL or provide any assurance of returns to investors.

**Nirmal Bang Research (Division of Nirmal Bang Securities Pvt. Ltd.)**

B-2, 301/302, Marathon Innova,  
Opp. Peninsula Corporate Park  
Off. Ganpatrao Kadam Marg  
Lower Parel(W), Mumbai-400013  
Board No. : 91 22 6723 8000/8001  
Fax. : 022 6723 8010